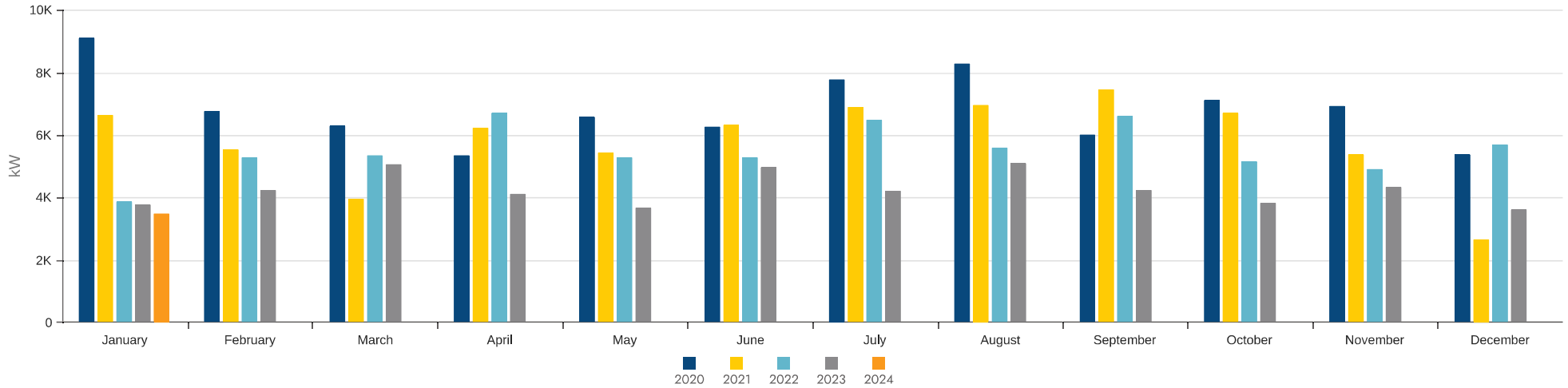


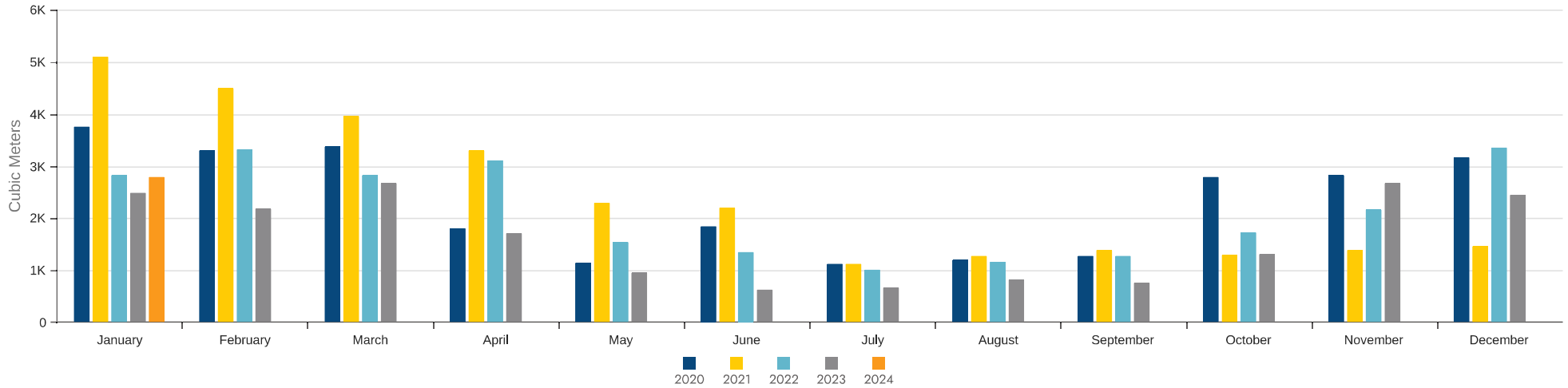


## 7.1 Electric Usage



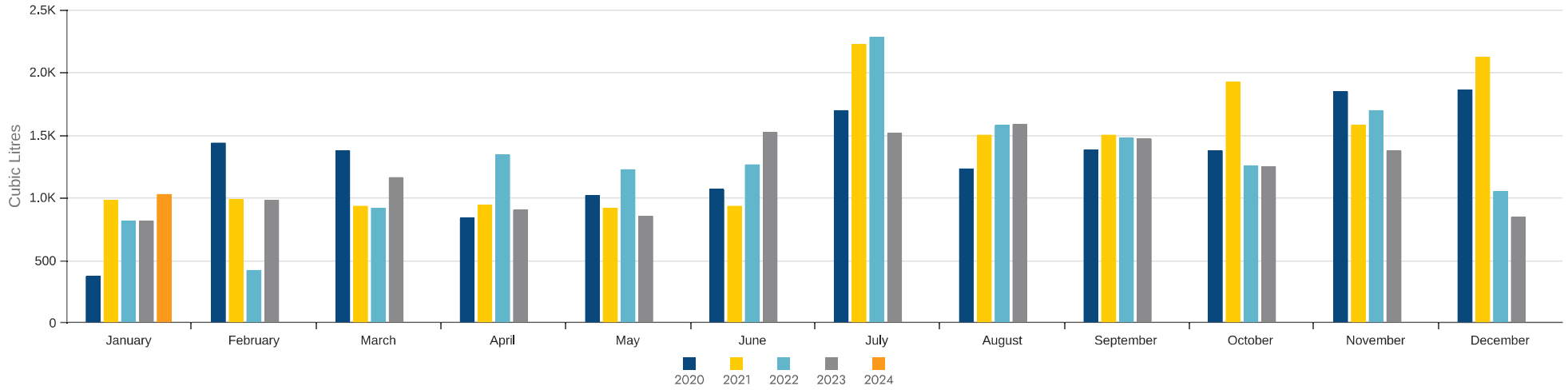
Year	January	February	March	April	May	June	July	August	September	October	November	December
2020	9087	6762	6274	5343	6554	6250	7775	8259	6012	7103	6912	5352
2021	6639	5531	3953	6218	5416	6320	6870	6932	7462	6697	5359	2642
2022	3864	5284	5347	6697	5280	5269	6462	5584	6603	5143	4904	5671
2023	3770	4226	5065	4112	3657	4941	4197	5066	4217	3809	4328	3593
2024	3464											

7.2 Gas Usage



Year	January	February	March	April	May	June	July	August	September	October	November	December
2020	3741	3290	3372	1791	1140	1840	1110	1197	1268	2787	2819	3153
2021	5086	4483	3953	3301	2284	2204	1112	1264	1374	1284	1388	1461
2022	2817	3321	2827	3109	1537	1347	1006	1158	1268	1715	2156	3355
2023	2488	2168	2667	1695	951	628	663	820	764	1300	2667	2441
2024	2774											

## 7.3 Water



Year	January	February	March	April	May	June	July	August	September	October	November	December
2020	374	1433	1374	838	1018	1068	1698	1227	1377	1375	1845	1858
2021	980	985	929	937	919	928	2228	1498	1498	1925	1577	2122
2022	816	419	917	1343	1223	1261	2278	1581	1473	1253	1696	1053
2023	811	975	1163	896	850	1524	1517	1587	1465	1244	1376	847
2024	1024											