




SPECIFICATION




Fresh air delivered
at 16 l/s/person



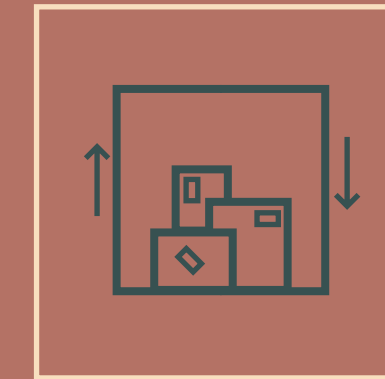
New 4-pipe fan coil
air conditioning



Raised access flooring
with 150mm void



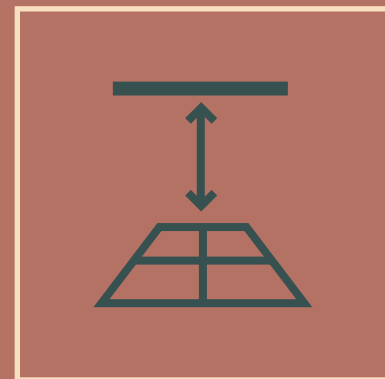
8 x 16 person
glass wall-climber
passenger lifts



1 x 2,000kg
goods lift




83 sq m living
wall in reception




Floor to rafter 2.7m
(3.0m on 1st to 3rd)
Floor to slab 3.3m
(3.6m on 1st to 3rd)



233 cycle racks
(includes 202 double
stacked, 5 accessible
& 26 folding spaces)



24 showers plus
one accessible



233 lockers and six
airing cupboards



Pathway identified
towards EPC B



Communal
business lounge
and cafe